


Power Take Off Isuzu Moy Cr 4,3  
Güç Aktarma Kutusu Isuzu Moy Cr 4,3

# EMCHYDRAULIC



## DECODING/KOD AÇILIMI

XXX

Firm Code  
Firma Kodu

XXX

Pto Type  
Araç Modeli

XXX

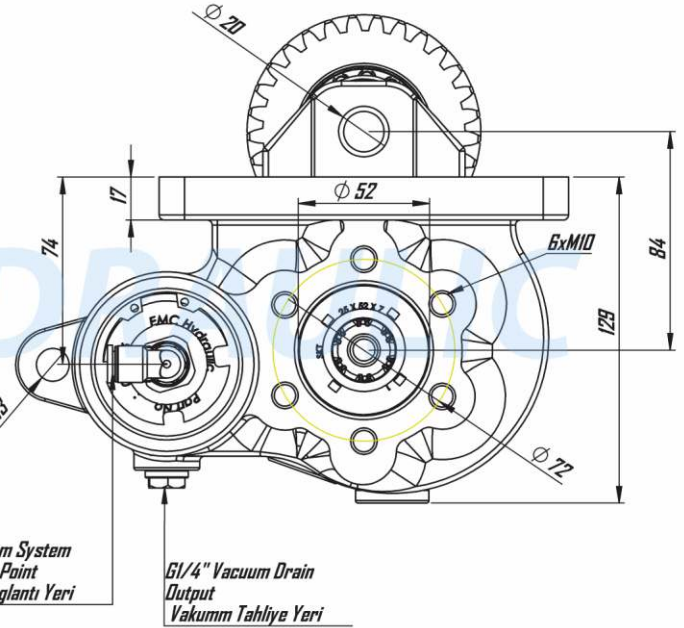
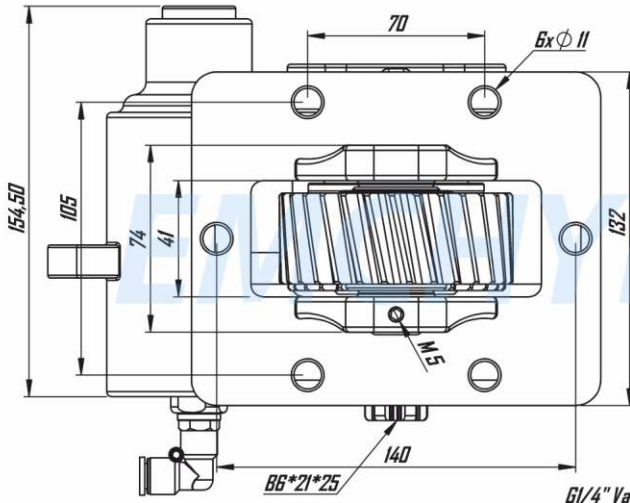
Type  
Ürün Kodu

X

Rotation  
Dönüş Yönü

Code / Kod : **EMC 206 301 2**

### Tecnical Drawing Teknik Çizim



### Tightening Torque Sıkma Torkları !!!

Diameter / Diş Ölçüsü	M8	M10	M12
Screw and Nuts Torque Somun ve Çivata (Nm)	25	50	80
Studs Torque Saplamalar (Nm)	10	20	30

### Tecnical Information Teknik Veriler

Code Kod	Control Type Kumanda Tipi	Working Pressure Çalışma Basıncı Bar	Rotation Dönüş	Output Çıkış Tipi	Mounting Type Bağlantı Şekli	Torque Tork Kgm	Rotation Oran	Weight Ağırlık Kg
EMC 206 301 2	Air and Vacuum Havali ve Vakumlu	5-7 Bar	Right Sağ	UNI	Left Side Sol Yan	25 Kgm	1/1,2	11 Kg
Gear Box Model Pto Model Tipi	<b>Isuzu</b> 4.3 NPR 2004 YENİ MODEL*MOY 9 S*MOYCR *MOYMB*MOYNB*MOYPZ*MY 5 A*MY 5 T*MY 6 P*MY 6 S*MZZ 5 D *MZZ 6 C*MZZ 6 U*MZZ 6 W*N 35*N 50*NKR WIDE LX 06461 - 2006 MODEL*NKR Wide / 2006 MODEL*NLR*NLR 85 AL*NLR 85 L*NLR LONG *NMR 71 H*NMR 85 L*NMR*NMR 85 L*NMR LONG*NPR / 2006 MODEL*NPR 10*NPR 10 LONG*NPR 121 HP*NPR 4.0*NPR 66 2004 MODEL *NPR 70 PL*NPR 71*NPR 8*NPR 8 LONG*NPR 85 G*NPR 85 L*NPR LONG*NQR 70 P*NQR 71 P							

NOTE : The rotation of the pump has to be opposite with the rotation of PTO  
NOT : Pompanın yönü ile PTO nun dönüş yönü ters olmalıdır.